


# Secret tips for Audible

Amazon's audiobook service has soared in popularity this year, as locked-down web users sought new forms of entertainment. **Robert Irvine** explains 10 ways to get more from Audible



## 1 Reclaim credit for unwanted books

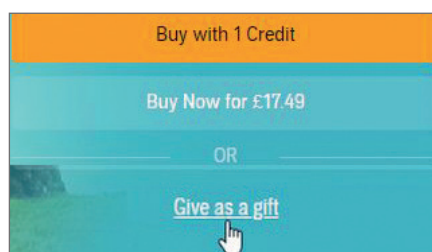
Audible's £7.99 subscription gives you one credit every month to spend on an audiobook and lets you 'roll over' unused credits up to five times. Running out of credits means you have to pay the full price for books, so if you're not enjoying a recent purchase, why not return it and reclaim that precious credit? Go to your account page ([www.audible.co.uk/account](http://www.audible.co.uk/account)), click Purchase History and select Return Title next to the unwanted book. Audible won't approve if you return books too often, so make sure you listen to samples before buying.



If you often run out of credits, consider upgrading to Audible's £119.99, 24 credits per year subscription, which works out at £4.59 per book. You can also buy bundles of three extra credits for £18 (so £6 a book), once you've completed your free trial.

## 2 Make your credits go further

If, on the other hand, you have a lot of spare credits, you can buy audiobooks for other people by selecting 'Give as a gift' on the store page. Choose how to send the gift - via email or as a code on a printed card - and click 'Buy with 1 Credit'. Alternatively, Audible lets you



pause your account for up to three months without losing any credits (or earning new ones) via [www.audible.co.uk/contactus](http://www.audible.co.uk/contactus).

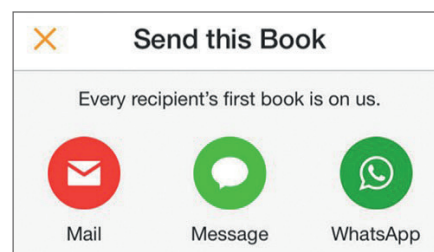
## 3 Get extra freebies through Prime

If you're an Amazon Prime member, you're given two free credits to spend on audiobooks, rather than just the one, during your 30-day Audible trial. Cancel (Audible not Prime) before the trial is up, and both those free books are yours to keep forever. Prime subscribers also get discounted prices and can download Audible Original Podcasts ([www.audible.co.uk/podcasts](http://www.audible.co.uk/podcasts)) for no extra cost, whereas standard Audible members need to pay for certain series.



## 4 Send friends and family free audiobooks

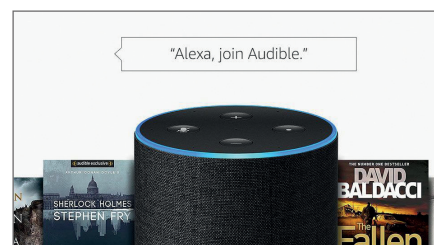
If you've just finished listening to a particularly good audiobook, you can share it with a friend or family member without them needing to pay for it -



they don't even have to be an Audible subscriber. Just go into your Library on the Audible website or in the mobile app, click or tap the three-dot button next to the book and choose 'Send this book' - this can be via email, WhatsApp or text message. You can share as many books as you like, provided you own them, but each recipient can only download one title for free (the same applies to books shared with you). Sent books remain in your Library afterwards.

## 5 Listen to books on your Echo

Amazon makes it easy to listen to Audible books on its Echo smart speakers and displays, which means you can sit back and enjoy the story without the encumbrance of headphones. Simply say "Alexa read my book" to carry on from where you left off, or "Alexa read..." followed by the title of a book in your library. You can also use voice commands to play, pause and rewind, skip chapters, change the narration speed and buy audiobooks -



## Secret tips for Audible

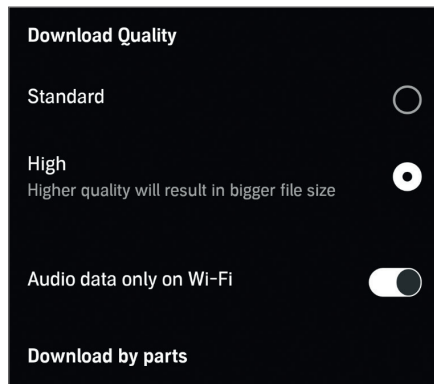
see [bit.ly/3hT76T2](https://bit.ly/3hT76T2) for the full list.

If you're not already an Audible subscriber, say "Alexa, join Audible" or "Alexa, start a free Audible trial".

Audiobooks can also be streamed to Sonos speakers by selecting 'Connect to device' in the Audible app.

### 6 Improve Audible's audio quality

By default, audiobooks are saved to the Audible app at Standard quality, so they download quickly and don't use too much storage space. For the best possible sound, switch to High quality instead, provided you have enough room on your Android or iOS phone or tablet. Just tap the menu button in the app and choose Settings (in My Library on iOS), Data & Storage and select High under Download Quality. To conserve your mobile data, choose to download 'Audio data only on Wi-Fi' and, optionally, split your audiobook downloads into multiple parts.



### 7 Simplify playback while travelling

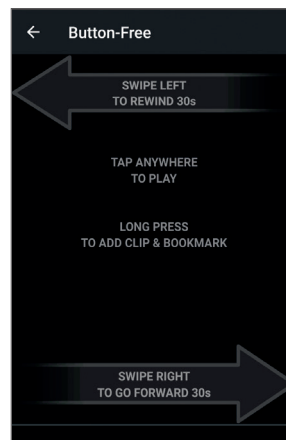
A good audiobook makes a long car

journey more bearable, but it's both dangerous and illegal to be fiddling with your phone while driving. For this reason, the Audible app offers a special Car Mode that makes the app easier to operate on the road.

To activate this, either start playing an audiobook (before you set off) and tap the car icon at the top of your screen or go to Settings, Player and enable Automatic Car Mode. This will turn the feature on automatically when your mobile device connects to your car stereo via Bluetooth. You can then tap the middle of the screen to pause and resume playback, the lower-left corner to skip back 30 seconds and the lower-right corner to add a bookmark.

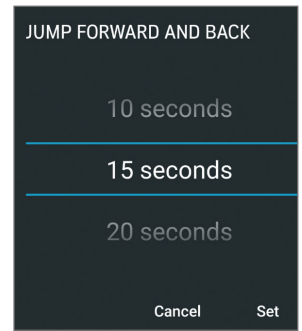
### 8 Switch to Button-Free mode

Another way to simplify Audible's controls when you're listening on the go is to tap the three-dot icon in the top-right corner and choose Button-Free. In this mode, you simply tap the screen to pause and restart playback, swipe left or right to go back or forward 30 seconds, and either long-press (Android) or swipe down (iOS) to add a bookmark.



### 9 Change Audible's jump settings

The Audible app's playback controls let you jump back or forward 30 seconds in the audiobook you're currently listening to, but if this is too long or short a time for your needs, you can change the default. Tap the three-dot button on the Now Playing screen and choose 'Player settings'. Then, under 'Jump forward and back', select a different length of time - from 10 seconds to 90 - and tap Set.



### 10 Sign up for daily-deal alerts

Audiobooks outside of your monthly credit allowance can be expensive - sometimes more than £30 - but you can save money through Audible's Daily Deals. These include one time-limited discount every day, usually priced at £1.99 or £2.99, plus two-for-one deals, price drops and more. Check out the latest offers at [www.audible.co.uk/deals](https://www.audible.co.uk/deals) or sign up for email alerts - click Email Preferences on your account page and tick Audible Daily Deals. ■



## AUDIBLE HIGHLIGHTS What to get for free with your 30-day trial

### From the Oasthouse: the Alan Partridge Podcast

[adbl.co/2G0RC1U](https://adbl.co/2G0RC1U)

This Audible Original features 18 episodes (nearly seven hours) of North Norfolk's most famous broadcaster (aka Steve Coogan), sharing his hilarious views and unique insights on everything from cows to comovers.

Usual price: £19.99




### Troubled Blood

[adbl.co/3iYpURV](https://adbl.co/3iYpURV)

The controversial fifth book in the Cormoran Strike series by Robert Galbraith (aka JK Rowling) follows the private detective tackling a 45-year-old cold case. It's nearly 32 hours long in audio form, which should last you through the next lockdown.

Usual price: £29.99



### The Hobbit

[adbl.co/2G2FEoF](https://adbl.co/2G2FEoF)

Narrated by Gollum himself, actor Andy Serkis, this new, unabridged version of JRR Tolkien's classic tale of Bilbo Baggins' journey - a prelude to *The Lord of the Rings* - has already scored hundreds of five-star reviews from Audible listeners.

Usual price: £12.99

